MAGRUDER HOSPITAL

OTTAWA COUNTY HEALTH DEPARTMENT

DELIVERED BY:
Moxley
PUBLIC HEALTH

# 2024-2026 COMMUNITY HEALTH IMPROVEMENT PLAN

# TABLE OF CONTENTS

**A LETTER FROM OTTAWA COUNTY…….....3**
**ACKNOWLEDGEMENTS……...……...4**
**INTRODUCTION……...……....5**
WHAT IS AN IMPROVEMENT PLAN (CHIP)?.....7
OVERVIEW OF PROCESS……...…....6
DEFINING THE OTTAWA COUNTY SERVICE AREA……..……...7
OTTAWA COUNTY AT-A-GLANCE…….....8
PRIORITY HEALTH NEEDS FOR OTTAWA COUNTY…….…..….....9
**STEP 1: PLAN & PREPARE FOR THE IMPROVEMENT PLAN.....10**
**STEP 2: DEVELOP GOALS, OBJECTIVES, & IDENTIFY INDICATORS.....12**
**STEPS 3 & 4: CONSIDER & SELECT APPROACHES TO ADDRESS PRIORITY HEALTH NEEDS .....17**
PRIORITY AREA 1: Mental Health …….....18
PRIORITY AREA 2: Substance Use…….....19
PRIORITY AREA 3: Access to Care…….....20
PRIORITY AREA 4: Economic Stability……...……....21
PRIORITY AREA 5: Chronic Diseases…….…...22
PRIORITY AREA 6: Environmental Conditions……...……...23
**STEPS 5-8: INTEGRATE, DEVELOP, ADOPT, & SUSTAIN IMPROVEMENT PLAN……....23**
CURRENT RESOURCES ADDRESSING PRIORITY HEALTH NEEDS.....24
**NEXT STEPS.....26**
EVALUATION OF IMPACT.....26
HEALTH NEEDS THAT WILL NOT BE ADDRESSED……..…….....26
**APPENDICES……..27**
APPENDIX A: IRS IMPLEMENTATION STRATEGY CHECKLIST……...27
APPENDIX B: PHAB CHIP CHECKLIST……..29
APPENDIX C: REFERENCES……....31

# A LETTER FROM
# **OTTAWA COUNTY**

Ottawa County Health Department and Magruder Hospital strive to bring together people and organizations to improve community wellness. The community health needs assessment and implementation strategy process is one way we can live out our mission. In order to fulfill this mission, we must be intentional about understanding the health issues that impact residents and work together to create a healthy community.

A primary component of creating a healthy community is assessing and prioritizing needs for impact, and then addressing those needs. In 2023, Ottawa County conducted a comprehensive community health needs assessment to identify priority health issues and evaluate the overall current health status of the health system's service area. These findings were then used to develop an Improvement Plan (CHIP) to describe the response to the needs identified in the CHNA report.

The 2024-2026 CHIP report is the third of these reports released, all following a CHNA. We want to provide the best possible care for our residents, and we can use this report to guide us in our strategic planning concerning future programs, clinics, and health resources.

The Ottawa County CHIP would not have been possible without the help of numerous organizations. It is vital that assessments such as this continue so that we can know where to direct our resources and use them in the most advantageous ways.

More importantly, the possibility of this report relies solely on the participation of individuals in our community who committed to participating in interviews and completing health need prioritization surveys. We are grateful for those individuals who are committed to the health of the community, as we are, and take the time to share their health concerns, needs, praises, and behaviors.

The work of public health is a community job that involves individual facets, including our community members, working together to be a thriving community of health and well-being at home, work, and play.

Sincerely,

**Nicholas A. Marsico, BS**
President & CEO
Magruder Hospital

**Gerald Bingham, Jr., MPH, REHS**
Health Commissioner
Ottawa County Health Department

# ACKNOWLEDGEMENTS

The Community Health Needs Assessment (CHNA) and this Improvement Plan (CHIP) were made possible thanks to the collaborative efforts of Ottawa County Health Department, Magruder Hospital, community partners, local stakeholders, non-profit partners and community residents (listed below). Their contributions, expertise, time and resources played a critical part in the completion of this assessment.

**OTTAWA COUNTY HEALTH DEPARTMENT AND MAGRUDER HOSPITAL WOULD LIKE TO RECOGNIZE THE FOLLOWING ORGANIZATIONS FOR THEIR CONTRIBUTIONS TO THIS REPORT:**

- Benton-Carroll-Salem School District
- Community Residents
- Edgewood Manor Rehabilitation & Healthcare Center
- Firelands Counselling
- Mental Health Recovery Services Board of Seneca, Ottawa, Sandusky and Wyandot Counties
- Ottawa County Family and Children First Council
- Ottawa County Board of Developmental Disabilities
- Ottawa County Court of Common Pleas
- Ottawa County Department of Job and Family Services
- Ottawa County Emergency Management Agency
- Ottawa County Family Advocacy Center
- Ottawa County Health Department
- Ottawa County OSU Extension Office
- Ottawa County Senior Resources
- Ottawa County Sherriff's Office
- Port Clinton City Schools
- Salvation Army/Port Clinton Service Center

The 2023 Community Health Needs Assessment (CHNA) report and 2024-2026 Improvement Plan (CHIP) were prepared by Moxley Public Health, LLC, (www.moxleypublichealth.com) an independent consulting firm that works with hospitals and other community-based nonprofit organizations both domestically and internationally. Elle A. Design Company provided graphic design on this report. Moxley Public Health, LLC seeks to improve healthcare throughout the world with one community at a time and believes that quality healthcare is a universal human right.

INTRODUCTION

# WHAT IS AN IMPROVEMENT PLAN (CHIP)?

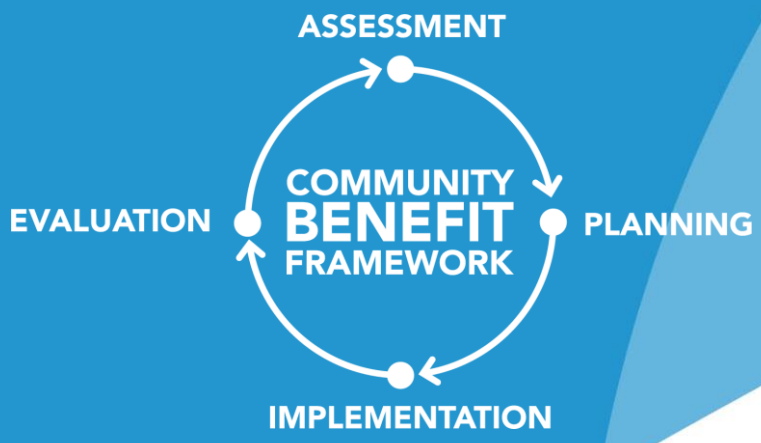


An Implementation Strategy/Improvement Plan (CHIP) is part of a framework that is used to guide community benefit activities - policy, advocacy, and program-planning efforts. For hospitals, the Implementation Strategy describes their plan to respond to the needs identified through the previous CHNA process. It also fulfills a requirement mandated by the IRS in Section 1.501(r)(3). For health departments, the Improvement Plan (CHIP) fulfills the mandates of the Public Health Accreditation Board (PHAB).

MAGRUDER HOSPITAL

OTTAWA COUNTY HEALTH DEPARTMENT

# OVERVIEW
# OF THE PROCESS

In order to develop an Improvement Plan (CHIP), Ottawa County followed a process that included the following steps:

**STEP 1: Plan and prepare for the CHIP.**

**STEP 2: Develop goals/objectives and identify indicators to address health needs.**

**STEP 3: Consider approaches to address prioritized needs.**

**STEP 4: Select approaches.**

**STEP 5: Integrate CHIP with community and hospital plans.**

**STEP 6: Develop a written CHIP.**

**STEP 7: Adopt the CHIP.**

**STEP 8: Update and sustain the CHIP.**

Within each step of this process, the guidelines and requirements of both the state and federal governments are followed precisely and systematically.

**Affordable Care Act (Federal) Requirements**
Enacted on March 23, 2010, the Affordable Care Act (ACA) provided guidance at a national level for CHNAs for the first time. Federal requirements included in the ACA stipulate that hospital organizations under 501(c)(3) status must adhere to new 501(r) regulations, one of which is conducting a community health needs assessment followed by developing an implementation strategy every three years.

**Ohio Department of Health Requirements**
The Ohio Department of Health (ODH) is required by state law to provide guidance to hospitals and local health departments on community health needs assessments and implementation plans. In July 2016, HB 390 (ORC 3701.981) was enacted by Ohio in order to improve population health planning in the state by identifying health needs and priorities by conducting a CHNA and subsequently developing an Implementation Strategy/CHIP to address those needs in the community.

**THE 2024-2026 OTTAWA COUNTY CHIP MEETS ALL OHIO DEPARTMENT OF HEALTH AND FEDERAL (IRS & PHAB) REGULATIONS.**

# DEFINING THE OTTAWA COUNTY
# SERVICE AREA

For the purposes of this report, Ottawa County Health Department and Magruder Hospital define their primary service area as being made up of Ottawa County.

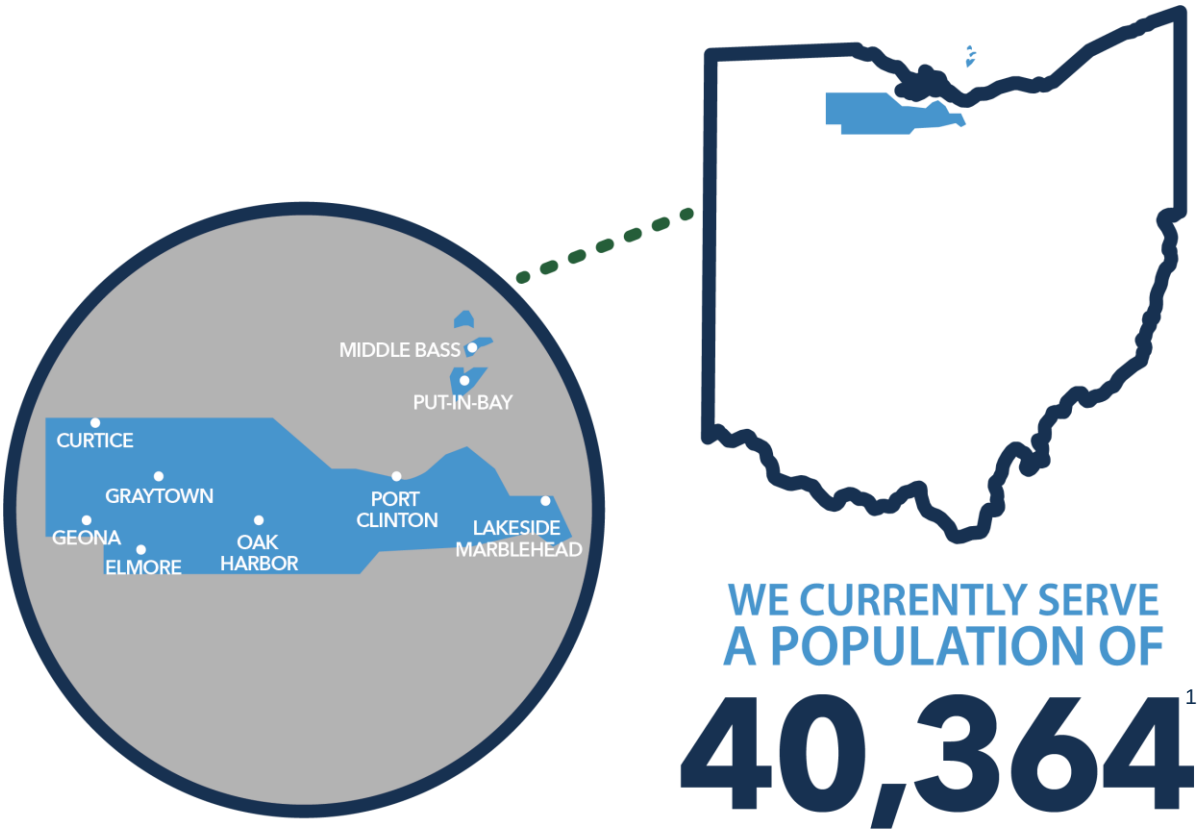


The CHNA and this resulting Improvement Plan (CHIP) identify and address significant community health needs and help guide community benefit activities. This CHIP plans to address the selected priority health needs identified by the CHNA.

# OTTAWA COUNTY
# AT-A-GLANCE

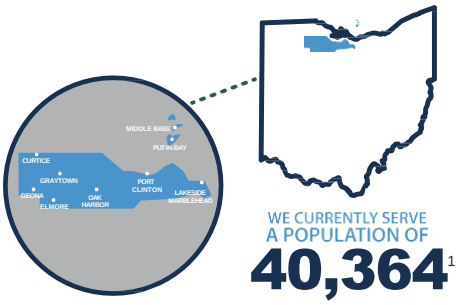


WE CURRENTLY SERVE A POPULATION OF
**40,364**[1]

WHILE THE POPULATION OF OHIO IS INCREASING, OTTAWA COUNTY'S POPULATION IS DECREASING AT AROUND THE SAME RATE[1]

**-2.6%** OTTAWA COUNTY

**+2.2%** OHIO

WHILE OTTAWA COUNTY HAS A YEAR-ROUND POPULATION OF APPROXIMATELY 40K, THE SUMMER AND FALL MONTHS ATTRACT UP TO

**250,000**

**ADDITIONAL PEOPLE TO THE AREA**

THAT UTILIZE NEEDED HEALTH SERVICES[2]

---

THE % OF MALES AND FEMALES IS NEARLY EQUAL[3]

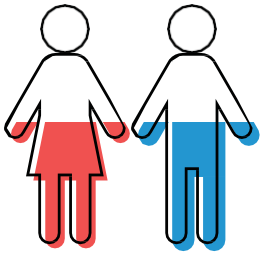

**49.6% 50.4%**

**8%**

OF OTTAWA COUNTY RESIDENTS ARE VETERANS, WHILE THE STATE RATE IS 6.8%[4]

OVER HALF OF VETERANS IN THE SERVICE AREA ARE AGED 65+[4]

YOUTH AGES 0-17 AND SENIORS 65+ MAKE UP

**45% OF THE POPULATION**

IN THE OTTAWA COUNTY SERVICE AREA[5]

THE COUNTY IS HOME TO THE HIGHEST % OF PEOPLE OVER AGE 60 IN THE STATE OF OHIO[6]

---

97% OF THE POPULATION IN THE OTTAWA COUNTY SERVICE AREA SPEAKS ONLY ENGLISH[7] AND

ONLY 1.3% ARE FOREIGN-BORN RESIDENTS, COMPARED TO THE STATE RATE OF 5%[8]

THE MAJORITY OF THE POPULATION IN OTTAWA COUNTY (92.3%) IDENTIFIES AS WHITE AS THEIR ONLY RACE[1]



| 92.3% WHITE | 0.9% BLACK/ AFRICAN AMERICAN | 0.2% AMERICAN INDIAN/AK NATIVE | 0.4% ASIAN | 0.01% NATIVE HI/ PACIFIC ISLANDER | 1.2% OTHER |
|---|---|---|---|---|---|

---

THE AGE-ADJUSTED MORTALITY RATE IN OTTAWA COUNTY IS 6% LOWER THAN THE STATE OF OHIO[9]

1 IN 250 OTTAWA COUNTY RESIDENTS WILL DIE PREMATURELY, WHICH IS APPROXIMATELY CONSISTENT WITH THE OHIO STATE RATE[10]

OTTAWA COUNTY IS RANKED IN THE TOP 25% HEALTHIEST COUNTIES IN OHIO BASED ON HEALTH FACTORS THAT WE CAN MODIFY[10]

# PRIORITY HEALTH NEEDS FOR OTTAWA COUNTY

1

## MENTAL HEALTH

**21% OF OTTAWA COUNTY SURVEY RESPONDENTS**
RATED THEIR ACCESS TO MENTAL HEALTH CARE SERVICES AS LOW OR VERY LOW[11]

2

## SUBSTANCE USE

**NEARLY HALF OF SURVEY RESPONDENTS (44%)**
REPORTED SUBSTANCE USE AS THEIR TOP HEALTH CONCERN[12]

3

## ACCESS TO CARE

**1 IN 5 AREA RESIDENTS**
DID NOT HAVE A ROUTINE CHECKUP IN THE PAST YEAR[16]

4

## ECONOMIC STABILITY

**30% OF CHILDREN, 14% OF SENIORS, AND 44% OF FEMALE HEADS-OF-HOUSEHOLD**
LIVE IN POVERTY[21]

5

## CHRONIC DISEASES

**HEART DISEASE AND CANCER**
ARE THE LEADING CAUSES OF DEATH IN OTTAWA COUNTY[15]

**38% OF ADULTS HAVE HYPERTENSION,**
COMPARED TO 35% OF OHIO ADULTS[16]

6

## ENVIRONMENTAL CONDITIONS

**ACCORDING TO STATE DATA, 17% OF OTTAWA COUNTY HOMES ARE IN A FLOOD HAZARD ZONE,**
COMPARED TO JUST 3% FOR OHIO AS A WHOLE[30]

STEP 1

# PLAN AND PREPARE FOR THE IMPROVEMENT PLAN (CHIP)

## IN THIS STEP, OTTAWA COUNTY:

- DETERMINED WHO WOULD PARTICIPATE IN THE DEVELOPMENT OF THE CHIP
- ENGAGED BOARD AND EXECUTIVE LEADERSHIP
- REVIEWED COMMUNITY HEALTH NEEDS ASSESSMENT

MAGRUDER HOSPITAL

OTTAWA COUNTY HEALTH DEPARTMENT

## PLAN AND PREPARE FOR THE 2024-2026 OTTAWA COUNTY IMPROVEMENT PLAN (CHIP)

Secondary and primary data were collected to complete the 2023 Ottawa County Community Health Needs Assessment (CHNA) report. (Available at https://www.magruderhospital.com/about-us/community-health/ and https://www.ottawahealth.org/) Secondary data were collected from a variety of local, county and state sources to present community demographics, social determinants of health, health care access, birth characteristics, leading causes of death, chronic disease, health behaviors, mental health, substance use, and preventive practices. The analysis of secondary data yielded a preliminary list of significant health needs, which then informed primary data collection.

Primary data was collected through key informant interviews with **24** experts from various organizations serving the Ottawa County service area and included leaders and representatives of medically underserved, low-income, and minority populations, or local health or other departments or agencies. Prior to each key informant interview, the respondents were asked to complete a short survey in order to prioritize the health needs identified by secondary data collection. There were **624** responses to the *Ottawa County Community Member Survey* from community members. The primary data collection process was designed to validate secondary data findings, identify additional community issues, solicit information on disparities among subpopulations, ascertain community assets potentially available to address needs and prioritize health needs.

> **“The improvement plan (CHIP) deals with the “how and when” of addressing needs. While the community health needs assessment considers the “who, what, where and why” of community health needs, the CHIP takes care of the how and when components.”**

STEP 2

# DEVELOP GOALS AND OBJECTIVES AND IDENTIFY INDICATORS FOR ADDRESSING COMMUNITY HEALTH NEEDS

## IN THIS STEP, OTTAWA COUNTY:

- DEVELOPED GOALS FOR THE IMPROVEMENT PLAN (CHIP) BASED ON THE FINDINGS FROM THE CHNA
- SELECTED INDICATORS TO ACHIEVE GOALS

MAGRUDER HOSPITAL

OTTAWA COUNTY HEALTH DEPARTMENT

# PRIORITY HEALTH NEEDS
# GOALS, OBJECTIVES, AND INDICATORS

Ottawa County desired to align with the priorities and indicators of the Ohio Department of Health (ODH). In order to do this, they used the following guidelines when prioritizing the health needs of their community.

First, Ottawa County used the same language as the state of Ohio uses in their State Health Improvement Plan (SHIP) framework when assessing the factors and health outcomes of their community in the 2023 Community Health Needs Assessment.

## OHIO SHIP FRAMEWORK

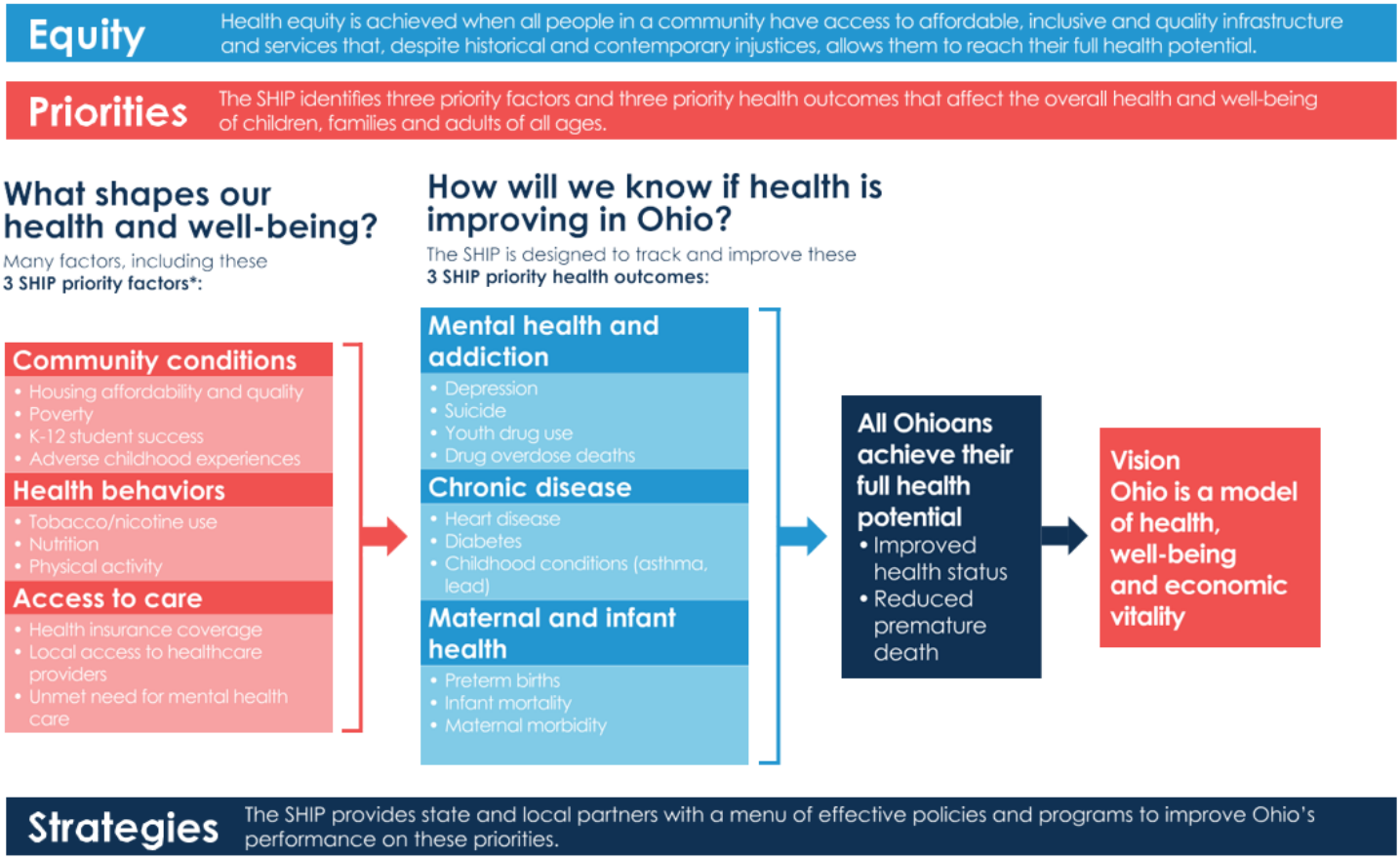


* These factors are sometimes referred to as the social determinants of health or the social drivers of health

Next, with the data findings from the community health needs assessment process, Ottawa County used the following guidelines/worksheet to choose priority health factors and priority health outcomes. Using the guidance from ODH's State Health Improvement Plan (SHIP) strengthened the ability to align with the state in order to strengthen the efforts to improve the health, well-being, and economic vitality of both the Ottawa County service area and the state of Ohio (worksheet/guidelines continued to next page).

# ALIGNMENT WITH PRIORITIES AND INDICATORS

STEP 1 Identify at least one priority factor and at least one priority health outcome

| PRIORITY HEALTH FACTORS | PRIORITY HEALTH OUTCOMES |
|---|---|
| ☑ Community Conditions (strongly recommended) | ☑ Mental Health and Addiction |
| ☑ Health Behaviors | ☑ Chronic Disease |
| ☑ Access to Care | ☐ Maternal and Infant Health |

STEP 2 Select at least 1 indicator for each identified priority factor

| PRIORITY HEALTH FACTORS | |
|---|---|
| **COMMUNITY CONDITIONS** | |
| **TOPIC** | **INDICATOR NAME*** |
| Housing affordability and quality | ☑ CC1. Affordable and Available Housing Units |
| Poverty | ☑ CC2. Child Poverty |
| | ☑ CC3. Adult Poverty |
| K-12 student success | ☐ CC4. Chronic Absenteeism (K-12 students) |
| | ☐ CC5. Kindergarten Readiness |
| Adverse childhood experiences | ☐ CC6. Adverse Childhood Experiences (ACEs) |
| | ☐ CC7. Child Abuse and Neglect |
| **HEALTH BEHAVIORS** | |
| **TOPIC** | **INDICATOR NAME*** |
| Tobacco/nicotine use | ☐ HB1. Adult Smoking |
| | ☐ HB2. Youth All-Tobacco/Nicotine Use |
| Nutrition | ☑ HB3. Youth Fruit Consumption |
| | ☑ HB4. Youth Vegetable Consumption |
| Physical Activity | ☑ HB5. Child Physical Activity |
| | ☑ HB6. Adult Physical Activity |
| **ACCESS TO CARE** | |
| **TOPIC** | **INDICATOR NAME*** |
| Health Insurance Coverage | ☑ AC1. Uninsured Adults |
| | ☑ AC2. Uninsured Children |
| Local Access to Healthcare Services | ☑ AC3. Primary Care Health Professional Shortage Areas |
| | ☑ AC4. Mental Health Professional Shortage Areas |
| Unmet Need for Mental Health Care | ☑ AC5. Youth Depression Treatment Unmet Need |
| | ☑ AC6. Adult Mental Health Care Unmet Need |

## STEP 2 CONTINUED Select at least 1 indicator for each identified priority factor

| PRIORITY HEALTH OUTCOMES | |
|---|---|
| **MENTAL HEALTH AND ADDICTION** | |
| **TOPIC** | **INDICATOR NAME*** |
| Depression | ☑ MHA1. Youth Depression |
| | ☑ MHA2. Adult Depression |
| Suicide Deaths | ☑ MHA3. Youth Suicide Deaths |
| | ☑ MHA4. Adult Suicide Deaths |
| Youth Drug Use | ☑ MHA5. Youth Alcohol Use |
| | ☑ MHA6. Youth Marijuana Use |
| Drug Overdose Deaths | ☑ MHA7. Unintentional drug overdose deaths |
| **CHRONIC DISEASE** | |
| **TOPIC** | **INDICATOR NAME*** |
| Heart Disease | ☑ CD1. Coronary Heat Disease |
| | ☑ CD2. Premature Death - Heart Disease |
| | ☑ CD3. Hypertension |
| Diabetes | ☑ CD4. Diabetes |
| Harmful Childhood Conditions | ☑ CD5. Child Asthma Morbidity |
| | ☐ CD6. Child Lead Poisoning |
| **MATERNAL AND INFANT HEALTH** | |
| **TOPIC** | **INDICATOR NAME*** |
| Preterm Births | ☐ MIH1. Pre-term Births |
| Infant Mortality | ☐ MIH2. Infant Mortality |
| Maternal Morbidity/Mortality | ☐ MIH3. Severe Maternal Morbidity |

# ADDRESSING THE HEALTH NEEDS

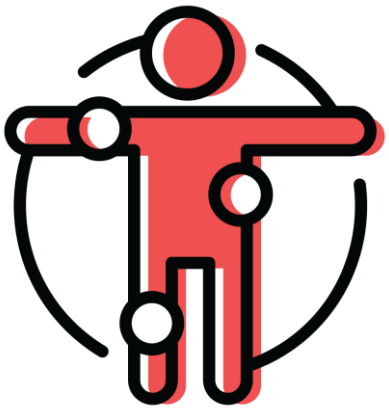

The 2023 CHNA identified the following significant health needs from an extensive review of the primary and secondary data. The significant health needs were ranked:

| PRIORITY FACTORS THAT AFFECT HEALTH RANKED BY COMMUNITY (ASSESSED IN SURVEY - COMMUNITY CONDITIONS, HEALTH BEHAVIORS, AND ACCESS TO CARE) |
|---|
| Child abuse (community conditions) |
| Access to mental healthcare (access to care) |
| Substance use (health behavior) |
| Employment (community conditions) |
| Preventive practices (health behaviors) |
| Access to primary healthcare (access to care) |
| Crime and violence (community conditions) |
| Access to childcare (community conditions) |
| Food insecurity (community conditions) |
| Nutrition and physical activity (health behaviors) |
| Air and water quality (community conditions) |
| Access to dental/oral care (access to care) |
| Early education/preschool (community conditions) |
| Access to vision care (access to care) |
| Tobacco & nicotine use (health behaviors) |
| Wifi/internet access (community conditions) |

| PRIORITY HEALTH OUTCOMES RANKED BY COMMUNITY (ASSESSED IN SURVEY) |
|---|
| Mental health (mental health and addiction) |
| Infant mortality/maternal morbidity/preterm births (maternal and infant health) |
| Cancer (chronic conditions) |
| Experience of a disability (chronic conditions) |
| Diabetes (chronic conditions) |
| Heart disease & stroke (chronic conditions) |
| Asthma & COPD (childhood conditions) |
| Communicable Diseases |

From the significant health needs, Ottawa County chose health needs that considered the health department and hospital's capacity to address community needs, the strength of community partnerships, and those needs that correspond with the health department and hospital's priorities.

## THE 6 PRIORITY HEALTH NEEDS THAT WILL BE ADDRESSED IN THE 2024-2026 IMPROVEMENT PLAN (CHIP) ARE:

**Priority Area 1: Mental Health**
**Priority Area 2: Substance Use**
**Priority Area 3: Access to Care**
**Priority Area 4: Economic Stability**
**Priority Area 5: Chronic Diseases**
**Priority Area 6: Environmental Conditions**

STEPS 3 & 4

# CONSIDER AND SELECT APPROACHES TO ADDRESS PRIORITIZED HEALTH NEEDS

## IN THESE STEPS, OTTAWA COUNTY:

- SELECTED APPROACHES TO ADDRESS OTTAWA COUNTY SERVICE AREA PRIORITIZED HEALTH NEEDS
- DEVELOPED A WRITTEN IMPROVEMENT PLAN (CHIP) REPORT
- DEVELOPED A DETAILED WORK PLAN TO IMPLEMENT THE CHIP

MAGRUDER HOSPITAL

OTTAWA COUNTY HEALTH DEPARTMENT

# #1 PRIORITY AREA MENTAL HEALTH

## IN OUR COMMUNITY

**21% OF TEENS** had moderate or severe psychological distress as measured by the PHQ[13]

**29% OF TEENS** saw a mental healthcare provider in the last year[13]

**51% OF ADULTS** sought help for mental health problems but did not receive it[13]

**16% OF ADULTS** experienced frequent mental distress (2+ weeks/ month)[13]

Ottawa County's suicide rate of 22 per 100,000 is **higher than Ohio's rate** of 19 per 100,000[14]

Compared to Ohio, **twice as many teens** in Ottawa County (10%) have attempted suicide one or more times[13]

## STRATEGIES

| Expand youth mental health education in all Ottawa County schools | Expand Question, Persuade, Refer ("QPR") program for youth in local schools | Implement "Handle with Care" program for youth in local schools | Expand Peer Support Services to include youth in Ottawa County | Expand # of recovery meetings to 6 per week at Oak House, serving adultsages 18-80 |
|---|---|---|---|---|

## PARTNERS

| | | | | |
|---|---|---|---|---|
| ❖ Ottawa County Health Department<br>❖ Prevention Coalition<br>❖ National Alliance on Mental Illness (NAMI)<br>❖ Ohio Department of Public Safety | ❖ Ottawa County Health Department<br>❖ County schools & superintendents<br>❖ Prevention Coalition | ❖ Ottawa County Health Department<br>❖ County schools & superintendents<br>❖ Prevention Coalition | ❖ Oak House<br>❖ Ottawa County Juvenile Court<br>❖ Family & Children First Council | ❖ Oak House<br>❖ Hope Recovery Network |

## POPULATIONS

**THESE STRATEGIES WILL POSITIVELY IMPACT ALL RESIDENTS, BUT DATA SHOWS THESE POPULATIONS ARE IN THE MOST NEED:**

Non-Hispanic White residents, Residents ages 25-34, Port Clinton and Oak Harbor residents, Lower income residents

**Young adults (ages 25-34)** in the service area will **significantly benefit**, as they were most likely to rank their access to mental healthcare as low, as compared to the other age groups in the community member survey.

## OUTCOMES

**DESIRED OUTCOMES OF STRATEGIES**

- ↑ Education and awareness on mental health
- ↓ Mental health stigma
- ↑ Access to mental health care and support

**OVERALL IMPACT OF STRATEGIES**

- ↑ Mental health
- ↑ Quality of life
- ↓ Suicides
- ↓ Psychological distress

**ALL OTTAWA COUNTY RESIDENTS ACHIEVE THEIR FULL HEALTH POTENTIAL**

MAGRUDER HOSPITAL

OTTAWA COUNTY HEALTH DEPARTMENT

**NOTE:** This CHIP summarizes the strategies, partners, priority populations, and outcomes for each health need. More detail can be found in the detailed work plan.

# #2 PRIORITY AREA SUBSTANCE USE

## IN OUR COMMUNITY

**5% OF TEENS** have binge drank in the past month[13]

**7% OF TEENS** have used marijuana in the past 30 days[13]

**20% OF ADULTS** binge drink[16]

**19% OF ADULTS** have used marijuana in the past 30 days[16]

**3% OF ADULTS** have used illicit drugs in the past month[16]

The unintentional drug overdose rate is **26.7** per 100,000[15]

The emergency department visit rate for opioid overdoses is **58** per 100,000[17]

There are **188** opioid prescriptions for every 1,000 people[18]

## STRATEGIES

**Implement community awareness campaigns on substance use for adults**

**Implement seller server training for businesses with a liquor license**

## PARTNERS

- Ottawa County Health Department
- Prevention Coalition
- Recovery community
- Mental Health and Recovery Services Board (MHRSB)

- Prevention Coalition
- Ohio Investigative Unit (OIU)

## POPULATIONS

**THESE STRATEGIES WILL POSITIVELY IMPACT ALL RESIDENTS, BUT DATA SHOWS THESE POPULATIONS ARE IN THE MOST NEED:**

Black students, Hispanic students, Female students, Gay, lesbian, and bisexual students, Youth, Residents ages 25-54, Men, People experiencing homelessness, People with mental health challenges, Non-Hispanic White residents, Port Clinton residents

**Boys and men** in the service area will **significantly benefit**, as they are more likely to try drugs and alcohol at a younger age and to engage in binge drinking and harmful substance use.

## OUTCOMES

**DESIRED OUTCOMES OF STRATEGIES**

- ↑ Safe alcohol selling and serving practices
- ↑ Education and awareness on substance use

**OVERALL IMPACT OF STRATEGIES**

- ↑ Quality of life
- ↓ Harmful substance use
- ↓ Emergency Department overdose visits
- ↓ Overdose deaths

**ALL OTTAWA COUNTY RESIDENTS ACHIEVE THEIR FULL HEALTH POTENTIAL**

MAGRUDER HOSPITAL

OTTAWA COUNTY HEALTH DEPARTMENT

**NOTE:** This CHIP summarizes the strategies, partners, priority populations, and outcomes for each health need. More detail can be found in the detailed work plan.

# #3 PRIORITY AREA ACCESS TO CARE

*Includes primary, specialist, oral, vision, mental health, and preventive care & practices*

## IN OUR COMMUNITY

- **5%** do not have health insurance coverage (adults 19-64)[19]
- **97%** health insurance coverage (children 0-18)[19]
- **93%** up-to-date immunization rates of children entering kindergarten[20]
- **77%** mammogram in the past two years (women ages 50-74)[16]
- **84%** PAP test past 3 years (women ages 21-65)[16]
- **74%** meet colorectal cancer screening guidelines (adults ages 50-74)[16]

## STRATEGIES

- **Make sure doctors and clinics are in the Ottawa County Transportation Agency (OCTA) loop**
- **Create and disseminate telehealth education so the community understands what it is, how it works, how to access it**
- **Hire a permanent primary care provider**
- **Implement a mobile dental bus**
- **Promote Ohio Senior Health Insurance Information Program (OSHIIP) and Marketplace Navigator services throughout Ottawa County**
- **Expand and promote Magruder's Find a Doc services and Community Health Worker (CHW) Program**

## PARTNERS

- Ottawa County Senior Resources
- Ottawa County Transportation Agency (OCTA)
- Coordinated Transportation Plan Committee

- Magruder Hospital
- Cancer Services

- Magruder Hospital
- Area Health Clinics

- Ottawa County Health Department

- Cancer Services
- Lucas County CareNet (LCCN)
- Ohio Department of Insurance (ODI)

- Magruder Hospital
- Find a Doc
- Community Health Workers

## POPULATIONS

**THESE STRATEGIES WILL POSITIVELY IMPACT ALL RESIDENTS, BUT DATA SHOWS THESE POPULATIONS ARE IN THE MOST NEED:**

Black residents, Hispanic or Latino residents, Lower income residents, Rural residents, Adults ages 19-64, Older adults, People without health insurance, Oak Harbor residents, Residents with low education, Women

**Low-income individuals** in the service area will **significantly benefit**, as they are most likely to struggle with the cost of care, and 68% remain unserved by a community health center.

## OUTCOMES

**DESIRED OUTCOMES OF STRATEGIES**

- ↑ Access to dental care
- ↑ Transportation to health care services
- ↑ Access to primary and community health care
- ↑ Access to telehealth care
- ↑ Preventive care
- ↑ Health insurance coverage

**OVERALL IMPACT OF STRATEGIES**

- ↑ Health status
- ↑ Management of chronic diseases
- ↓ Unmet care needs
- ↑ Quality of life

**ALL OTTAWA COUNTY RESIDENTS ACHIEVE THEIR FULL HEALTH POTENTIAL**

MAGRUDER HOSPITAL

OTTAWA COUNTY HEALTH DEPARTMENT

**NOTE:** This CHIP summarizes the strategies, partners, priority populations, and outcomes for each health need. More detail can be found in the detailed work plan.

# #4 PRIORITY AREA ECONOMIC STABILITY

*Includes income/poverty, employment, housing & homelessness, transportation, and access to childcare*

## IN OUR COMMUNITY

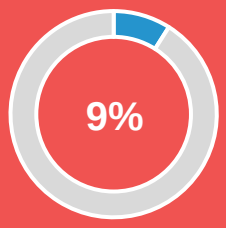


adult poverty rate[21]

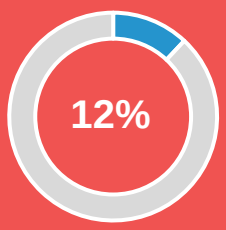


child poverty rate[21]

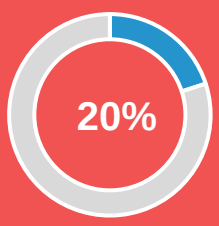


households that spend 30% or more of their income on housing[21]

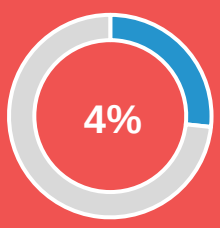


unemployment rate[33]

There are **42** affordable units per 100 low income renters[24]

There are **2,336** homeless individuals in the Ohio Balance of State Continuum of Care[22]

## STRATEGIES

**Create listing of available and affordable childcare providers, targeted at low-income parents and families**

**Create affordable housing options for current and potential workforce and older adults**

**Reduce homelessness and precarious housing and provide affordable housing options**

## PARTNERS

- Ottawa County Improvement Corporation (OCIC)
- Childcare Committee Task Force
- YWCA
- Riverview HealthCare Campus
- Northern Manufacturing
- Nelson Manufacturing
- Churches

- Ottawa County Improvement Corporation (OCIC)
- Housing Task Force
- Municipality developers
- Ottawa County Auditor
- Firelands Forward Workforce Development

- Homelessness Coalition
- Salvation Army
- Municipality developers (tax incentives)

## POPULATIONS

**THESE STRATEGIES WILL POSITIVELY IMPACT ALL RESIDENTS, BUT DATA SHOWS THESE POPULATIONS ARE IN THE MOST NEED:**

Older adults, Children and youth, Lower income residents, People with a disability, People with mental health and substance use challenges, People experiencing precarious housing and homelessness, Veterans, Lakeside/Marblehead, Port Clinton, Lacarne, and Middle Bass residents, Single parents, Survivors of domestic violence, Residents age 25-34, Immigrants, People with language barriers, Rural residents, Women

**Children, seniors, and single mothers** in the service area will **significantly benefit**, as they experience the highest rates of poverty in Ottawa County

## OUTCOMES

**DESIRED OUTCOMES OF STRATEGIES** ↓ Poverty ↓ Homelessness and precarious housing ↑ Access to childcare

**OVERALL IMPACT OF STRATEGIES** ↑ Quality of life ↓ Unemployment ↑ Mental health

**ALL OTTAWA COUNTY RESIDENTS ACHIEVE THEIR FULL HEALTH POTENTIAL**

MAGRUDER HOSPITAL

OTTAWA COUNTY HEALTH DEPARTMENT

**NOTE:** This CHIP summarizes the strategies, partners, priority populations, and outcomes for each health need. More detail can be found in the detailed work plan.

# #5 PRIORITY AREA
# CHRONIC DISEASES

*Includes food security, nutrition & physical health and overweight & obesity*

## IN OUR COMMUNITY

- **18%** of adults rate their health as fair or poor[25]
- **10%** of adults have diabetes[14]
- **8%** have heart disease[16]
- **35%** of adults are obese[26]
- **18%** of children are obese[26]
- **56%** of teens are physically active[13]
- **30%** of adults are sedentary[16]
- **24%** of adults drink sugar-sweetened soda 7+ times per week[16]
- **12%** of children eat 5+ servings of fruits and vegetables per day[13]
- **15%** of children are food insecure[17]
- **12%** of adults are food insecure[17]
- There are **501** cancer cases per 100,000 people[27]

## STRATEGIES / PARTNERS

| Expand physical activity opportunities for older adults | Expand health education opportunities at parks and libraries, particularly for youth and older adults | Further expand Community Health Worker (CHW) program, particularly for youth and older adults |
|---|---|---|
| ❖ Ohio State University Extension Office<br>❖ Ottawa County Senior Resources<br>❖ Area Office on Aging | ❖ Ottawa County Health Department<br>❖ Magruder Hospital<br>❖ Ottawa County Senior Resources<br>❖ Ottawa County Board of Developmental Disabilities<br>❖ Ottawa County Wellness Committee | ❖ Ottawa County Health Department<br>❖ North West Ohio Pathways HUB<br>❖ Ottawa County Job & Family Services |

## POPULATIONS

**THESE STRATEGIES WILL POSITIVELY IMPACT ALL RESIDENTS, BUT DATA SHOWS THESE POPULATIONS ARE IN THE MOST NEED:**

Black residents, Hispanic or Latino residents, Older adults, Lower income residents, People with a disability, Sexual and gender minorities, Port Clinton, Oak Harbor, and Lakeside/ Marblehead residents, Children and youth, Men

**Older adults** in the service area will **significantly benefit**, as they are at greater risk of developing many chronic conditions, and ranked chronic conditions as a greater concern than other age groups on the community wide survey.

## OUTCOMES

**DESIRED OUTCOMES OF STRATEGIES**

- ↑ Education on chronic diseases and risk factors
- ↑ Care and management of chronic diseases
- ↓ Overweight and obesity
- ↓ Food insecurity
- ↑ Fruit and vegetable consumption
- ↑ Physical activity

**OVERALL IMPACT OF STRATEGIES**

- ↑ Health status
- ↑ Quality of life
- ↓ Chronic diseases and mortality

**ALL OTTAWA COUNTY RESIDENTS ACHIEVE THEIR FULL HEALTH POTENTIAL**

MAGRUDER HOSPITAL

OTTAWA COUNTY HEALTH DEPARTMENT

**NOTE:** This CHIP summarizes the strategies, partners, priority populations, and outcomes for each health need. More detail can be found in the detailed work plan.

# #6 PRIORITY AREA
## ENVIRONMENTAL CONDITIONS

### IN OUR COMMUNITY

OTTAWA COUNTY — OHIO

Ottawa county has a better air quality hazard rating than Ohio (a lower score being less hazardous to health)[30]

OTTAWA COUNTY — OHIO

In 2020, Ottawa County had 0.02 drinking water violation points per 1,000 population, TWICE THE RATE FOR OHIO OVERALL[31]

### STRATEGIES / PARTNERS

| Increase education on bed bugs, particularly for children, older adults, and the tourism industry | Reduce mold exposure, particularly for children, older adults, and the within the tourism industry | Address local effects of climate change | Implement/ expand Mosquito Surveillance Program | Expand sewage treatment system replacement assistance program for low-income homeowners |
|---|---|---|---|---|
| ❖ Ottawa County Health Department<br>❖ Building inspection<br>❖ Ottawa County Job & Family Services<br>❖ Home Health agencies<br>❖ Law Enforcement Officers/Fire Marshall<br>❖ First responders<br>❖ Schools<br>❖ Ottawa County Transportation Agency (OCTA)<br>❖ Lake Erie Shores landlords & hotels<br>❖ Airbnbs/house rentals | ❖ Ottawa County Health Department<br>❖ Building inspection<br>❖ Ottawa County Job & Family Services<br>❖ Home Health agencies<br>❖ Law Enforcement Officers/Fire Marshall<br>❖ First responders<br>❖ Schools<br>❖ Ottawa County Transportation Agency (OCTA)<br>❖ Lake Erie Shores landlords & hotels<br>❖ Airbnbs/house rentals | ❖ Ottawa County Health Department<br>❖ Ottawa County Emergency Management Agency (EMA)<br>❖ Building Department<br>❖ Lake Erie Shores and Islands<br>❖ Regional Planning<br>❖ Ottawa County Improvement Corporation (OCIC)<br>❖ Toledo Metropolitan Area Council of Governments (TMACOG) | ❖ Ottawa County Health Department<br>❖ Ohio Department of Health<br>❖ Ottawa County local officials (townships,, cities, villages, etc.) | ❖ Ottawa County Health Department<br>❖ Environmental Protection Agency (EPA)<br>❖ Ohio Department of Health |

### POPULATIONS

**THESE STRATEGIES WILL POSITIVELY IMPACT ALL RESIDENTS, BUT DATA SHOWS THESE POPULATIONS ARE IN THE MOST NEED:**

Children, Older adults, People with pre-existing conditions (i.e. asthma, COPD), Lower income residents, Port Clinton, Oak Harbor, and Lakeside/Marblehead residents

**Children** in the service area will **significantly benefit**, as they are more vulnerable to air pollution than adults, including long-term physical, cognitive, and behavioral health effects

### OUTCOMES

**DESIRED OUTCOMES OF STRATEGIES**

- ↓ Bed bugs
- ↓ Mold exposure
- ↓ Mosquito exposure
- ↑ Education and awareness of environmental exposures

**OVERALL IMPACT OF STRATEGIES**

- ↑ Air quality
- ↑ Water quality
- ↓ Environmental exposures
- ↓ Adverse health effects of environmental conditions

**ALL OTTAWA COUNTY RESIDENTS ACHIEVE THEIR FULL HEALTH POTENTIAL**

MAGRUDER HOSPITAL — OTTAWA COUNTY HEALTH DEPARTMENT

**NOTE:** This CHIP summarizes the strategies, partners, priority populations, and outcomes for each health need. More detail can be found in the detailed work plan.

# CURRENT RESOURCES ADDRESSING **PRIORITY HEALTH NEEDS**

Information was gathered on assets and resources that currently exist in the community. This was done using feedback from the community and an overall assessment of the service area. While this list strives to be comprehensive, it may not be complete.

**DEVELOPMENTAL & PHYSICAL DISABILITIES/SENIOR CITIZENS**

- Arc of Ottawa County
- Autism Support Group Ottawa County
- Ottawa County Board of Developmental Disabilities
- Ottawa County Senior Resources
- Ottawa Residential Services, Inc.

**ECONOMIC STABILITY (education, employment, housing, homelessness, and poverty)**

- Consumer Credit Counseling
- Department of Jobs and Family Services
- Family & Children First Council
- Family Advocacy Center
- Great Lakes Community Action Partnership (GLCAP)
- OhioMeansJobs – Ottawa County
- Ottawa County Child Support Enforcement Agency (CSEA)
- Ottawa County Job and Family Services
- Ottawa County Transitional Housing (OCTHI)
- Ruth Ann's House
- Salvation Army
- United Way – Ottawa County
- Veteran Services – Ottawa County

**EDUCATION**

- Benton Carroll Salem Local
- Danbury Local
- Genoa Area Local
- Middle Bass Local
- North Bass Local
- OSU Extension Office
- Port Clinton City
- Put-In-Bay Local

**GENERAL SUPPORT**

- Family Advocacy Center

**HEALTHCARE AND PUBLIC HEALTH**

- Community Health Worker at Magruder Community Clinic
- Community Lab Screenings (Magruder Hospital)
- Diabetes Management & Nutrition Therapy (Magruder Hospital)
- Find A Physician (Magruder Hospital)
- Immunization Clinic (Ottawa County Health Department)
- Magruder Hospital
- Ottawa County Health Department
- 60+ Nursing Assessment Clinic (Ottawa County Health Department)

**HEALTHY FOOD & NUTRITION**

- Bistro 163
- Family Advocacy Center Summer Lunch
- Farmer's Markets
- Meals on Wheels
- Summer Lunch Program (United Way)
- Women, Infants & Children (WIC) – Ottawa County Health Department

**MATERNAL, INFANT, CHILD HEALTH & CHILDCARE FACILITIES**

- Firelands Presbyterian Preschool and Child Care
- GLCAP Child Development Program – Genoa
- GLCAP Port Clinton Learning Center
- Help Me Grow
- Kersten's Korner Nursery School
- Light the Way Child Care
- Rainbow Acres Educ Day Care Center
- St John's Nursery School
- Trinity Lutheran Preschool

**MENTAL HEALTH & SUBSTANCE USE**

- Alcoholics Anonymous
- Arrowhead Behavioral Health
- Bayshore Counseling
- CHOICES Behavioral Health Care
- CRISIS TEXT LINE
- DART Program
- Firelands Counseling and Recovery
- Genesis by the Lake
- Light House Sober Living
- Mental Health and Recovery Services Board of Sandusky, Seneca, Wyandot and Ottawa Counties
- Mental Health, Drug/Alcohol Crisis Hotline
- NAMI Crisis Response Team
- Narcotics Anonymous
- Ottawa County Prevention Coalition
- Road to Hope Recovery Housing
- Safe Haven Behavioral Health Services
- 988 Suicide & Crisis Lifeline

**PHYSICAL ACTIVITY**

- Anytime Fitness
- Bodyworks Fitness
- Brunner Camps
- Covenant Harbor
- Danbury High School (indoor swimming and/or walking)
- Elmore Cycle & Fitness
- Genoa High School (indoor swimming and/or walking)
- Hammer'n Hanks House of Pain
- Inland North Coast Trail
- Magruder Walking Trail
- Oak Harbor High School (indoor swimming and/or walking)
- Ohio Living Vineyard on Catawba
- Port Clinton High School (indoor swimming and/or walking)
- Second Nature Jiu Jitsu
- Soul Stretch Yoga
- Team VIAC
- Trinity United Methodist
- Woodmore High School (indoor swimming and/or walking)
- Yoga at Magruder

**TRANSPORTATION**

- Ottawa County Transportation Agency (OCTA)

STEPS 5-8

# INTEGRATE, DEVELOP, ADOPT, AND SUSTAIN IMPROVEMENT PLAN (CHIP)

## IN THIS STEP, OTTAWA COUNTY WILL:

- INTEGRATE CHIP WITH HEALTH DEPARTMENT AND HOSPITAL PLANS
- ADOPT THE CHIP
- UPDATE AND SUSTAIN THE CHIP

MAGRUDER HOSPITAL

OTTAWA COUNTY HEALTH DEPARTMENT

# OTTAWA COUNTY
# NEXT STEPS

The Community Health Needs Assessment (CHNA) and this resulting Improvement Plan (CHIP) identify and address significant community health needs and help guide community benefit activities. This CHIP explains how Ottawa County plans to address the selected priority health needs identified by the CHNA. The report summarizes the strategies, partners, priority populations, and outcomes for each health need. More detail can be found in the detailed work plan, including the annual activities that will be undertaken to accomplish each strategy and the indicators that will be monitored to measure progress.

The CHIP was adopted by Health Department and hospital leadership in September 2023. This report is widely available to the public on the Ottawa County Health Department and Magruder Hospital websites at:

Magruder Hospital: https://www.magruderhospital.com/about-us/community-health/
Ottawa County Health Department: https://www.ottawahealth.org/

Written comments on this report can be submitted to
rfall@magruderhospital.com or info@ottawahealth.org.

## EVALUATION OF IMPACT

Ottawa County will monitor and evaluate the programs and actions outlined above. We anticipate the actions taken to address significant health needs will improve health knowledge, behaviors, and status, increase access to care, and overall help support good health. Ottawa County is committed to monitoring key indicators to assess impact (see detailed work plan). Our reporting process includes the collection and documentation of tracking measures, such as the number of people reached/served and collaborative efforts to address health needs. A review of the impact of Ottawa County's actions to address these significant health needs will be reported in the next scheduled CHNA.

## ADDITIONAL HEALTH NEEDS NOT DIRECTLY ADDRESSED

Since Ottawa County cannot directly address all the health needs present in the community, we will concentrate our resources on those health needs where we can effectively impact our region given our areas of focus and expertise. Taking existing organization and community resources into consideration, Ottawa County will not directly address the remaining health needs identified in the CHNA, including but not limited to crime and violence, internet access, adverse childhood experiences, education, tobacco and nicotine, maternal and child health, HIV/AIDS and STIs, and COVID-19. We will continue to look for opportunities to address community needs where we can make a meaningful contribution. Community partnerships may support other initiatives that the health department and hospital cannot independently lead in order to address the other health needs identified in the 2023 CHNA.

# APPENDIX A
# INTERNAL REVENUE SERVICE (IRS) REQUIREMENTS CHECKLIST: IMPLEMENTATION STRATEGY

## MEETING THE IRS REQUIREMENTS FOR THE IMPLEMENTATION STRATEGY/ IMPROVEMENT PLAN

The Internal Revenue Service (IRS) requirements for an Implementation Strategy **serve as the official guidance for IRS compliance.** The following pages demonstrate how this Implementation Strategy/ Improvement Plan meets those IRS requirements.

MAGRUDER HOSPITAL

OTTAWA COUNTY HEALTH DEPARTMENT

# APPENDIX A:
# IRS IMPLEMENTATION STRATEGY REQUIREMENTS CHECKLIST

| INTERNAL REVENUE SERVICE REQUIREMENTS FOR COMMUNITY HEALTH NEEDS ASSESSMENTS | | | | |
|---|---|---|---|---|
| **YES** | **PAGE #** | **IRS REQUIREMENTS CHECKLIST** | **REGULATION SUBSECTION NUMBER** | **NOTES/ RECOMMENDATIONS** |
| ✓ | 18-23 | (2) Description of how the hospital facility plans to address the health needs selected, including:<br>i. Actions the hospital facility intends to take and the anticipated impact of these actions;<br>ii. Resources the hospital facility plans to commit; and<br>iii. Any planned collaboration between the hospital facility and other facilities or organizations in addressing the health need. | (c)(2)<br>(c)(2)(i)<br>(c)(2)(ii)<br>(c)(2)(iii) | |
| ✓ | 25 | (3) Description of why a hospital facility is not addressing a significant health need identified in the CHNA.<br>*Note: A "brief explanation" is sufficient. Such reasons may include resource constraints, other organizations are addressing the need, or a relative lack of expertise to effectively address the need.* | (c)(3) | |
| ✓ | Throughout report | (4) For those hospital facilities that adopted a joint CHNA report, a joint IS may be adopted that meets the requirements above. In addition, the joint IS must:<br>i. Be clearly identified as applying to the hospital facility;<br>ii. Clearly identify the hospital facility's role and responsibilities in taking the actions described in the IS and the resources the hospital facility plans to commit to such actions; and<br>iii. Include a summary or other tool that helps the reader easily locate those portions of the strategy that relate to the hospital facility. | (c)(4)<br>(c)(4)(i)<br>(c)(4)(ii)<br>(c)(4)(iii) | Strategies that Magruder Hospital is leading/collaborating on are indicated throughout the report. |
| ✓ | 3, 25 | (5) An authorized body adopts the IS on or before the 15th day of the fifth month after the end of the taxable year in which the CHNA was conducted and completed, regardless of whether the hospital facility began working on the CHNA in a prior taxable year.<br>**Exceptions (if applicable):**<br>**Transition Rule (if applicable):** | (c)(5) | |

# APPENDIX B
# PUBLIC HEALTH ACCREDITATION BOARD (PHAB) REQUIREMENTS CHECKLIST: IMPROVEMENT PLAN

## MEETING THE PHAB REQUIREMENTS FOR THE IMPROVEMENT PLAN (CHIP)

The Public Health Accreditation Board (PHAB) Standards & Measures serve as the official guidance for PHAB national public health department accreditation, and includes requirements for the completion of CHIPs for local health departments. The following pages demonstrate how this CHIP meets the PHAB requirements.

MAGRUDER HOSPITAL

OTTAWA COUNTY HEALTH DEPARTMENT

# APPENDIX B:
# PHAB IMPROVEMENT PLAN (CHIP) REQUIREMENTS CHECKLIST

| PUBLIC HEALTH ACCREDITATION BOARD REQUIREMENTS FOR COMMUNITY HEALTH ASSESSMENTS | | | |
|---|---|---|---|
| **YES** | **PAGE #** | **PHAB REQUIREMENTS CHECKLIST** | **NOTES/ RECOMMENDATIONS** |
| ✓ | 4<br>6-7, 13-16, 18-23<br>16<br>24<br>13-16 | Community health improvement planning process that includes:<br>i. Broad participation of community partners.<br>ii. Information from community health assessments.<br>iii. Issues and themes identified by stakeholders in the community.<br>iv. Identification of community assets and resources.<br>v. A process to set health priorities. | |
| ✓ | 6–19 | Implementation of the plan, in partnership with others, including:<br>i. Process to track actions taken to implement strategies in the plan<br>ii. Examples of plan implementation | A detailed workplan (living document) has been developed that included strategies, SMART objectives, annual activities, indicators, partners, and priority populations. |
| ✓ | N/A | Evaluation reports, including:<br>i. Progress related to health improvement indicators<br>ii. Review and revision, as necessary, of the health improvement plan strategies based on results of the assessment | |
| ✓ | 18-23 | Desired measurable outcomes or indicators of health improvement and priorities for action. | Indicators are included in both the CHIP report and workplan. |
| ✓ | 20–71 | Policy changes needed to accomplish health objectives. | Detailed activities and policy changes needed to accomplish health objectives are included in the workplan. |
| ✓ | 20–71 | Individuals and organizations that have accepted responsibility for implementing strategies. | Partners are included in both the CHIP report and workplan. A lead organizational contact has been identified to be accountable for each strategy. |
| ✓ | 13-16, 18-23 | Consideration of state and national priorities. | This CHIP report aligns with the Ohio State Improvement Plan, including health needs, indicators, priority populations, and evidence-based strategies. |

# APPENDIX C
## REFERENCES

# APPENDIX C:
# REFERENCES


[1]U.S. Census Bureau, Decennial Census, P1, 2010-2020. http://data.census.gov/
[2]https://www.co.ottawa.oh.us/Faq.aspx?QID=187
[3]U.S. Census Bureau, American Community Survey, DP05, 2021. http://data.census.gov/
[4]U.S. Census Bureau, American Community Survey, K202101, 2021. http://data.census.gov/
[5]U.S. Census Bureau, American Community Survey, S0101, 2020 & 2021. http://data.census.gov/
[6]https://www.co.ottawa.oh.us/328/Senior-Resources
[7]U.S. Census Bureau, American Community Survey, S1601, 2020. http://data.census.gov/
[8]U.S. Census Bureau, American Community Survey, DP02, 2020. http://data.census.gov/
[9]Ohio Public Information Warehouse, Mortality, 2022, https://publicapps.odh.ohio.gov/EDW/DataCatalog/
[10]County Health Rankings & Roadmaps, 2022 Data Set, http://www.countyhealthrankings.org/
[11]Community Member Survey, Question 18
[12]Community Member Survey, Question 11
[13]Ohio Healthy Youth Environments Survey, 2015-2016, 2016-2017, 2017-2018 & 2018-2019, combined. https://publicapps.odh.ohio.gov/EDW/DataBrowser/Browse/MHYouthSurvey
[14]Ohio Department of Health, Ohio Public Health Data Warehouse, Cancer Data, 2017-2019. https://publicapps.odh.ohio.gov/EDW/DataBrowser/Browse/StateLayoutLockdownCancers
[15]U.S. Centers for Disease Control and Prevention (CDC), National Center for Health Statistics (NCHS), Division of Vital Statistics, Mortality public-use data 2015-2019 on CDC
[16]Ohio Department of Health, Ohio 2019 BRFSS Annual Report. https://odh.ohio.gov/wps/portal/gov/odh/know-our-programs/chronic-disease/data-publications/ohio-2019-brfss-annual-report
[17]Ohio Department of Health, Violence and Injury Prevention Section, 2017-2020. https://odh.ohio.gov/wps/portal/gov/odh/know-our-programs/violence-injury-prevention-program/suspected-
od-dashboard2
[18]U.S. Centers for Disease Control and Prevention (CDC), U.S. County Opioid Dispensing Rates, 2019. https://www.cdc.gov/drugoverdose/rxrate-maps/county2019.html
[19]U.S. Census Bureau, American Community Survey, DP03, 2020-2021. http://data.census.gov
[20]U.S. Center for Disease Control's SchoolVaxView, 2019-2020 school year. https://www.cdc.gov/vaccines/imz-managers/coverage/schoolvaxview/data-reports/coverage-dashboard/2019-20.html
[21]U.S. Census Bureau, American Community Survey, S1702, 2020. http://data.census.gov/
[22]Coalition on Homelessness and Housing in Ohio, Housing Inventory Count and Point-in-Time Count, 2020-2021. https://cohhio.org/boscoc/hicpit/
[23]U.S. Census Bureau, American Community Survey, DP03, 2020-2021. http://data.census.gov
[24]Ohio Housing Finance Agency Housing Needs Assessments Aggregated Data, https://ohiohome.org/research/documents/NWOhio-rHNA.pdf
[25]U.S. Centers for Disease Control (CDC), Behavioral Risk Factor Surveillance System (BRFSS), via County Health Rankings, 2022 data. http://www.countyhealthrankings.org
[26]U.S. Centers for Disease Control (CDC), Behavioral Risk Factor Surveillance System (BRFSS), via County Health Rankings, 2021 data. http://www.countyhealthrankings.org/
[27]Ohio Department of Health, Ohio Public Health Data Warehouse, Cancer Data, 2017-2019. https://publicapps.odh.ohio.gov/EDW/DataBrowser/Browse/StateLayoutLockdownCancers
[28]County Health Rankings & Roadmaps, 2022 Data Set, http://www.countyhealthrankings.org/
[29]Feeding America, Map the Meal Gap Study, 2022, 2019-2020 data set. https://map.feedingamerica.org/county/2020
[30]National Environmental Public Health Tracking Network (2020). Data Explorer. Retrieved from https://ephtracking.cdc.gov/DataExplorer/
[31]Ottawa County Health Department. (2023). Water Quality Report. Retrieved from https://www.ottawahealth.org/237/Environmental-Health

MAGRUDER HOSPITAL

OTTAWA COUNTY HEALTH DEPARTMENT

Moxley PUBLIC HEALTH